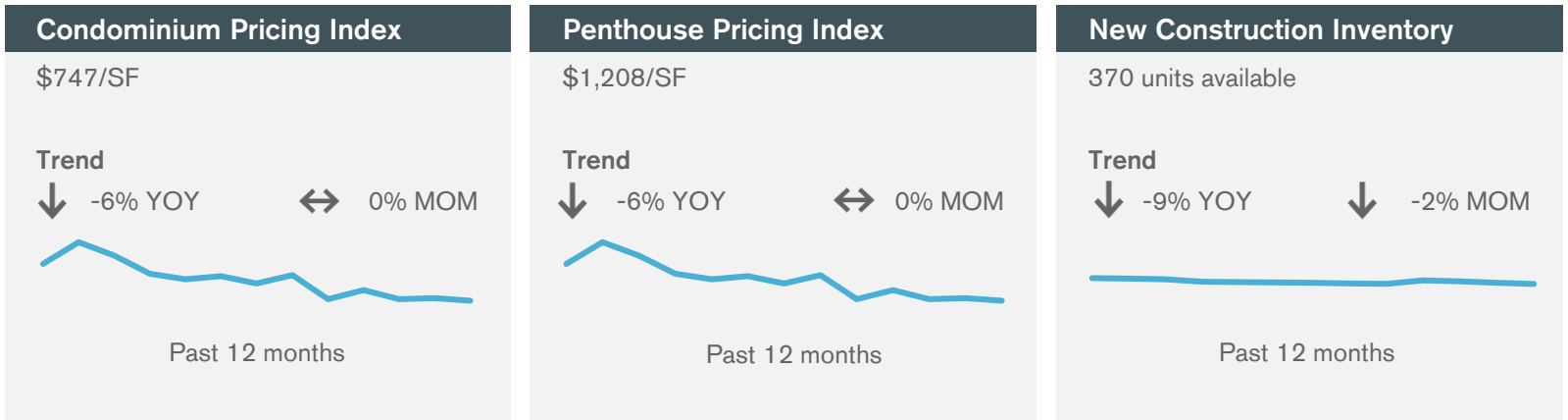




THE MARK COMPANY TREND SHEET

DOWNTOWN LOS ANGELES | JUNE 2018

New Construction

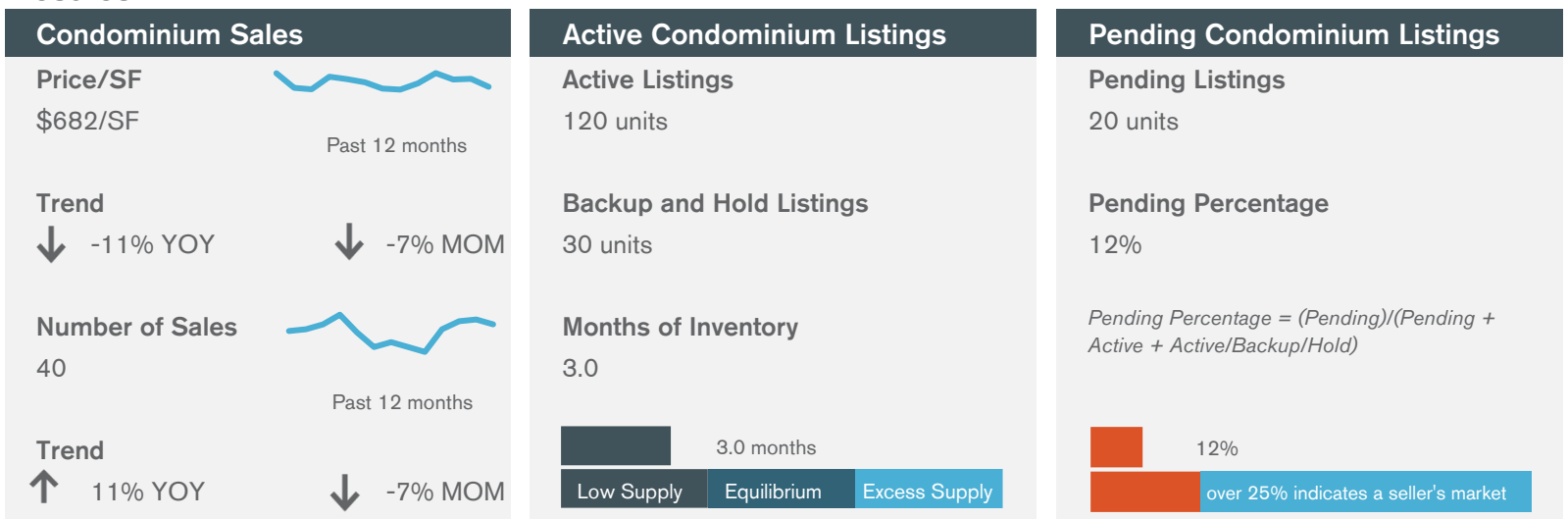


The Mark Company Pricing Index is the tool for tracking the value of a new construction condominium without the volatility of inventory changes. The Condominium Pricing Index uses a proprietary quantitative method to model the price per square foot of a new 10th floor, 1,000 SF condominium. The Penthouse Pricing Index applies the same methodology to a new 30th floor, 2,000 square foot penthouse.

Actively Selling Developments (20+ units)				
Development	Marketing Commenced	Status	Current List Prices	Approx. \$/SF
Metropolis Towers I & II 889, 877 Francisco Street 824 units	September 2014	 454 sold 370 available	\$799,000 - \$2,333,000+	\$1,043
Ten50 1050 South Grand 151 units	February 2016	 149 sold 2 available	\$2,625,000 - \$2,995,000	\$1,250

Sold indicates the number of units in contract or closed. Price per square foot is based on MLS or other reported list prices or closed prices, if applicable.

Resales



The Mark Company is the authority on urban residential marketing and sales. Our method, aligning buyer insights with developer goals, delivers unbeatable results. For more information about our comprehensive scope of services, please visit www.themarkcompany.com.